



The new degree of comfort.™

## Rheem Classic® Series Heat Pump



### RP14\*\*A Series

Efficiencies: 14 SEER/11.5 EER 8.2 HSPF  
Nominal Sizes 1½ to 5 Ton [5.28 to 17.6 kW]  
Cooling Capacities 17.3 to 60.5 kBTU  
[5.7 to 17.7 kW]



*"Proper sizing and installation of equipment is critical to achieve optimal performance."*

- New composite base pan – dampens sound, captures louver panels, eliminates corrosion and reduces number of fasteners needed
- Improved tubing design – reduces vibration and stress, making unit quieter and reducing opportunity for leaks
- Optimized defrost characteristics - decrease defrosting and provide better home comfort
- Powder coat paint system – for a long lasting professional finish
- Optimized reversing valve sizing – improves shifting performance for quieter unit operation and increased life of the system
- Enhanced mufflers – help to dissipate vibration energy for quieter unit operation
- Scroll compressor – a sound abating feature added to the compressor significantly reduces noise when system transitions in and out of defrost mode
- Modern cabinet aesthetics – increased curb appeal with visually appealing design
- Curved louver panels – provide ultimate coil protection, enhance cabinet strength, and increased cabinet rigidity
- Optimized fan orifice – optimizes airflow and reduces unit sound
- Rust resistant screws – confirmed through 1500-hour salt spray testing
- PlusOne™ **Expanded Valve Space** – 3"-4"-5" service valve space – provides a minimum working area of 27-square inches for easier access
- Integrated heat pump lift receptacle – allows standard CPVC stands to be inserted into the base
- PlusOne™ **Triple Service Access** – 15" wide, industry leading corner service access – makes repairs easier and faster. The two fastener removable corner allows optimal access to internal unit components. Individual louver panels come out once fastener is removed, for faster coil cleaning and easier cabinet reassembly
- Diagnostic service window with two-fastener opening – provides access to the TXV valves and the heat pump reversing valve before opening the unit.
- External gauge port access – allows easy connection of "low-loss" gauge ports
- Single-row condenser coil – makes unit lighter and allows thorough coil cleaning to maintain "out of the box" performance
- 35% fewer cabinet fasteners and fastener-free base – allow for faster access to internal components and hassle-free panel removal
- Service trays – hold fasteners or caps during service calls
- QR code – provides technical information on demand for faster service calls
- Fan motor harness with extra-long wires – allows unit top to be removed without disconnecting fan wire



## TABLE OF CONTENTS

Standard Feature Table .....	3
Available SKUs .....	3
Features & Benefits .....	4-5
Model Number Identification .....	6-7
Physical Data .....	8
Electrical Data .....	8
Accessories .....	9
Weighted Sound Power .....	9
Thermostats .....	9
Unit Dimensions .....	10
Clearances .....	11
Wiring Diagrams .....	12
Application Guidelines .....	12
Refrigerant Line Size Information .....	13-14
Performance Data .....	15-21
Guide Specifications .....	22
Limited Warranty .....	23



## Standard Feature Table

Feature	18	24	30	36	42	48	60
R-410a Refrigerant	√	√	√	√	√	√	√
Maximum SEER	14	14	14	14	14	14	14
Maximum EER	11.5	11.5	11.5	11.5	11.5	11.5	11.5
Scroll Compressor	√	√	√	√	√	√	√
Field Installed Filter Drier	√	√	√	√	√	√	√
Front Seating Service Valves	√	√	√	√	√	√	√
High Pressure Switch	√	√	√	√	√	√	√
Low Pressure Switch	√	√	√	√	√	√	√
Internal Pressure Relief Valve	√	√	√	√	√	√	√
Internal Thermal Overload	√	√	√	√	√	√	√
Long Line capability	√	√	√	√	√	√	√
Low Ambient capability with Kit	√	√	√	√	√	√	√
3-4-5 Service Valve Access	√	√	√	√	√	√	√
Composite Basepan	√	√	√	√	√	√	√
2 Screw Control Box Access	√	√	√	√	√	√	√
15" Access to Internal Components	√	√	√	√	√	√	√
Quick release louver panel design	√	√	√	√	√	√	√
No fasteners to remove along bottom	√	√	√	√	√	√	√
Optimized Venturi Airflow	√	√	√	√	√	√	√
Single row condenser coil	√	√	√	√	√	√	√
Powder coated paint	√	√	√	√	√	√	√
Rust resistant screws	√	√	√	√	√	√	√
QR code	√	√	√	√	√	√	√
External gauge ports	√	√	√	√	√	√	√
Service trays	√	√	√	√	√	√	√

√ = Standard

## Available SKU


Available Models	Description
RP1418AJ1NA	Classic® 1 1/2 ton 14 SEER Single-Stage Heat Pump-208/230/1/60
RP1424AJ1NA	Classic® 2 ton 14 SEER Single-Stage Heat Pump-208/230/1/60
RP1430AJ1NA	Classic® 2 1/2 ton 14 SEER Single-Stage Heat Pump-208/230/1/60
RP1436AJ1NA	Classic® 3 ton 14 SEER Single-Stage Heat Pump-208/230/1/60
RP1442AJ1NA	Classic® 3 1/2 ton 14 SEER Single-Stage Heat Pump-208/230/1/60
RP1448AJ1NA	Classic® 4 ton 14 SEER Single-Stage Heat Pump-208/230/1/60
RP1460AJ1NA	Classic® 5 ton 14 SEER Single-Stage Heat Pump-208/230/1/60
RP1436AC1NA	Classic® 3 ton 14 SEER Single-Stage Heat Pump-208/230/3/60
RP1442AC1NA	Classic® 3 1/2 ton 14 SEER Single-Stage Heat Pump-208/230/3/60
RP1448AC1NA	Classic® 4 ton 14 SEER Single-Stage Heat Pump-208/230/3/60
RP1460AC1NA	Classic® 5 ton 14 SEER Single-Stage Heat Pump-208/230/3/60
RP1436AD1NA	Classic® 3 ton 14 SEER Single-Stage Heat Pump-460/3/60
RP1442AD1NA	Classic® 3 1/2 ton 14 SEER Single-Stage Heat Pump-460/3/60
RP1448AD1NA	Classic® 4 ton 14 SEER Single-Stage Heat Pump-460/3/60
RP1460AD1NA	Classic® 5 ton 14 SEER Single-Stage Heat Pump-460/3/60




## Introduction to RP14\*\*A Heat Pump

The RP14\*\*A is our 14 SEER heat pump and is part of the Rheem heat pump product line that extends from 14 to 20 SEER. This highly featured and reliable heat pump is designed for years of reliable, efficient operation when matched with Rheem indoor aluminum evaporator coils and furnaces or air handler units with aluminum evaporators.


Our unique composite base (1) reduces sound emission, eliminates rattles, significantly reduces fasteners, eliminates corrosion and has integrated brass compressor attachment inserts (2). Furthermore it has incorporated into the design, water management features, means for hand placement (3) for unit maneuvering, screw trays (4) and inserts for lifting unit off pad. (5)




Service Valves (6) are rigidly mounted in the composite base with 3" between suction and discharge valves, 4" clearance below service valves and a minimum of 5" above the service valves, creating industry leading installation ease. The minimum 27-square inches around the service valves allows ample room to remove service valve schrader prior to brazing, plenty of clearance for easy brazing of the suction and discharge lines to service valve outlets, easy access and hookup of low loss refrigerant gauges (7), and access to the service valve caps for opening. For applications with long-line lengths up to 250 feet total equivalent length, up to 200 feet heat pump above evaporator, or up to 80 feet evaporator above heat pump, the long-line instructions in the installation manual should be followed.



Controls are accessed from the corner of the unit by removing only two fasteners from the control access cover, revealing the industry's largest 15" wide and 14" tall control area (8). With all this room in the control area the high voltage electrical whip (9) can easily be inserted through the right size opening in the bottom of the control area. Routing it leads directly to contractor lugs for connection. The low voltage control wires (10) are easily connected to units low voltage wiring. If contactor defrost control or capacitor (11) needs to be replaced there is more than adequate space to make the repair. Furthermore, the service window (12) can be removed to access the TXV and reversing valve by removing two screws and the entire corner can be removed providing ultimate access to the TXV or reversing valve. (13)



If in the rare event, greater access is needed to internal components, such as the compressor, the entire corner of the unit can be removed along with the top cover assembly to have unprecedented access to interior of the unit (14). Extra wire length is incorporated into each outdoor fan and compressor so top cover and control panel can be positioned next to unit. With minimal effort the plug panel can be removed from the compressor and the outdoor fan wires can be removed from the capacitor to allow even more uncluttered access to the interior of the unit (15). Outdoor coils heights range from as short as 22" to 32", aiding access to the compressor. Disassembly to this degree and complete reassembly only takes a first time service technician less than 10 minutes. (18)



All units utilize strong formed louver panels which provide industry leading coil protection. Louver removal for coil cleaning is accomplished by removing one screw and lifting the panel out of the composite base pan (17). All RP14\*\*A units utilize single row coils (16) making cleaning easy and complete, restoring the performance of the heat pump back to out of the box performance levels year after year.




The outdoor fan motor has sleeve bearings and is inherently protected. The motor is totally enclosed for maximum protection from weather, dust and corrosion. Access to the outdoor fan is made by removing four fasteners from the fan grille. The outdoor fan can be removed from the fan grille by removing 4 fasteners in the rare case outdoor fan motor fails.

Each cabinet has optimized composite (19) fan orifice assuring efficient and quiet airflow.



The entire cabinet has powder post paint (20) achieving 1000 hour salt spray rating, allowing the cabinet to retain its aesthetics throughout its life.



Scroll compressors with standard internal pressure relief and internal thermal overload are used on all capacities assuring longevity of high efficient and quiet operation for the life of the product. All RP14\*\*A Heat Pumps come standard with high and low pressure switches.

Each unit is shipped with filter drier for field installation and will trap any moisture or dirt that could contaminate the refrigerant system.



All cabinets have industry leading structural strength due to the composite base pan (21), interlocking corner post (22), formed curved louver panels (23) and drawn top cover (24) making it the most durable cabinet on the market today.

Each RP14\*\*A capacity has undergone rigorous psychrometric testing to assure performance ratings of capacity, SEER, EER and HSPF per AHRI Standard 210/240 rating conditions. Also each unit bears the UL mark and each unit is certified to UL 1995 safety standards.



Each unit has undergone specific strain and modal testing to assure tubing (25) is outside the units natural frequency and that the suction and discharge lines connected to the compressor with stand any starting, steady state operation or shut down forces imposed by the compressor.

All units have been sound tested in sound chamber to AHRI 270 rating conditions, and A-weighted Sound Power Level tables produced, assuring units have acceptable noise qualities (see page 8). Each unit has been ran in cooling operation at 95°F and 47°F and sound ratings for the RP14\*\*A range from as low as 74 dBA to 77 dBA.

All units have been ship tested to assure units meet stringent “over the road” shipping conditions.

As manufactured all units in the RP14\*\*A family have cooling capability to 55 °F. Addition of low ambient control will allow the unit to operate down to 0°F.

Factory testing is performed on each unit. All component parts meet well defined specification and continually go through receiving inspections. Each component installed on a unit is scanned, assuring correct component utilization for a given unit capacity and voltage. All condenser coils are leak tested with pressurization test to 550#’s and once installed and assembled, each units’ complete refrigerant system is helium leak tested. All units are fully charged from the factory for up to 15 feet of piping. All units are factory run tested. The RP14\*\*A has a 10-year conditional compressor and parts warranty (registration required).

#### Optional Accessories (Refer to accessory chart for model #)

##### Compressor Crankcase Heater

- Protects against refrigerant migration that can occur during low ambient operation

##### Compressor Sound Cover

- Reinforced vinyl compressor cover containing a 1½ inch thick batt of fiberglass insulation
- Open edges are sealed with a one-inch wide hook and loop fastening tape

##### Compressor hard Start Kit

- Single-phase units are equipped with a PSC compressor motor. This type of motor normally does not need a potential relay and start capacitor
- In conditions such as low voltage, this kit may be required to increase the compressor starting torque

##### Low Ambient Kit

- Heat Pump operate satisfactorily in the cooling mode down to 55°F outdoor air temperature without any additional controls
- Kit can be added in the field enabling unit to operate properly down to 0° in the cooling mode
- Crankcase heater and freezestat should be installed on compressors equipped with a low ambient kit

##### 3"/6"/12"

- Gray high density polyethylene feet are available to raise unit off of mounting surface away from moisture



# Heat Pumps

<u>R</u>	<u>P</u>	<u>14</u>	<u>24</u>	<u>A</u>	<u>J</u>	<u>1</u>	<u>N</u>	<u>A</u>	<u>*</u>
Brand	Product Category	SEER	Capacity BTU/HR	Major Series*	Voltage	Type	Controls	Minor Series**	Option Code
Rheem	P - Heat Pump	13 - 13 SEER 14 - 14 SEER 16 - 16 SEER 17 - 17 SEER 20 - 20 SEER	18 - 18,000 [5.28 kW] 24 - 24,000 [7.03 kW] 30 - 30,000 [8.79 kW] 36 - 36,000 [10.55 kW] 42 - 42,000 [12.31 kW] 48 - 48,000 [14.07 kW] 60 - 60,000 [17.58 kW]	A - 1st Design	J - 1ph, 208-230/60 C - 3ph, 208-230/60 D - 3ph, 460/60	1 - Single-stage V - Inverter P - Piston	C - Communicating N - Non-communicating	A - 1st Design	N/A

# Air Conditioners (For Reference)

<u>R</u>	<u>A</u>	<u>14</u>	<u>24</u>	<u>A</u>	<u>J</u>	<u>1</u>	<u>N</u>	<u>A</u>	<u>*</u>
Brand	Product Category	SEER	Capacity BTU/HR [kW]	Major Series*	Voltage	Type	Controls	Minor Series**	Option Code
Rheem	A - Air Conditioners	13 - 13 SEER 14 - 14 SEER 16 - 16 SEER 17 - 17 SEER 20 - 20 SEER	18 - 18,000 [5.28 kW] 24 - 24,000 [7.03 kW] 30 - 30,000 [8.79 kW] 36 - 36,000 [10.55 kW] 42 - 42,000 [12.31 kW] 48 - 48,000 [14.07 kW] 60 - 60,000 [17.58 kW]	A - 1st Design	J - 1ph, 208-230/60 C - 3ph, 208-230/60 D - 3ph, 460/60	1 - Single-stage 2 - Two-stage V - Inverter	C - Communicating N - Non-communicating	A - 1st Design	N/A

# Furnace Coils (For Reference)

<u>R</u>	<u>C</u>	<u>E</u>	<u>17</u>	<u>24</u>	<u>S</u>	<u>I</u>	<u>A</u>	<u>M</u>	<u>C</u>	<u>A</u>	<u>*</u>
Brand	Product Category	Type	Width	Capacity BTU/HR	Efficiency	Metering Device	Major Series*	Orientation	Casing	Minor Series**	Option Code
Rheem	C - Evap Coil F - Furn Coil H - Air-Handler Coil	F - Furn Coil H - Air-Handler Coil	14 - 14" 17 - 17.5" 21 - 21" 24 - 24.5"	24 - 24,000 [7.03 kW] 36 - 36,000 [10.55 kW] 48 - 48,000 [14.07 kW] 60 - 60,000 [17.58 kW]	S - Standard Eff. M - Mid Eff. H - High Eff.	T-TXV E-EEV P-Piston	A - 1st Design	M - Multi-poise	C - Cased U - Uncased	A - 1st Design	N/A

Note: The above Model Number IDs are for reference only. Available SKUs are listed on the standard features/available SKU page of model spec sheet.

[ ] Designates Metric Conversions



## 90%+ AFUE Gas Furnaces (For Reference)

<u>R</u>	<u>96</u>	<u>V</u>	<u>A</u>	<u>70</u>	<u>2</u>	<u>3</u>	<u>17</u>	<u>M</u>	<u>S</u>	<u>A</u>
Brand	Series	Motor	Major Rev	Input BTU/HR [kW]	Stages	Air Flow	Cabinet Width	Configuration	Nox	Minor Rev
Rheem	90 - 90 AFUE	V - Variable speed	A - 1st Design	040 - 42,000 [12.31 kW]	1 - Single-stage	3 - up to 3 ton	14 - 14"	M - Multi-poise	X - Low Nox	A - 1st Design
	92 - 92 AFUE	T - Constant Torque (X-13)		060 - 56,000 [16.41 kW]	2 - Two-stage	5 - 3 1/2 up to 5 ton	17 - 17.5"		S - Standard	
	95 - 95 AFUE	P - PSC		070 - 70,000 [20.51 kW]	M - Modulating		21 - 21"			
	96 - 96 AFUE			085 - 84,000 [24.62 kW]			24 - 24.5"			
	97 - 97 AFUE			100 - 98,000 [28.72 kW]						
				115 - 112,000 [32.82 kW]						

## 80% AFUE Gas Furnaces (For Reference)

<u>R</u>	<u>80</u>	<u>2</u>	<u>V</u>	<u>A</u>	<u>075</u>	<u>3</u>	<u>17</u>	<u>M</u>	<u>S</u>	<u>A</u>
Brand	Series	Stages	Motor	Major Rev	Input BTU/HR [kW]	Air Flow	Cabinet Width	Configuration	Nox	Minor Rev
Rheem	80 - 80+ AFUE	1 - Single-stage	V - Variable speed	A - 1st Design	050 - 50,000 [15 kW]	3 - up to 3 ton	14 - 14"	M - Multi	X - Low Nox	A - 1st Design
		2 - Two-stage	T - Constant Torque (X-13)		075 - 75,000 [22 kW]	4 - 2 1/2 to 4 ton	17 - 17.5"	D - Down	S - Standard	
			P - PSC premium		100 - 100,000 [29 kW]	5 - 3 1/2 up to 5 ton	21 - 21"	Z - Down & zero clearance		
			S - PSC standard		125 - 125,000 [37 kW]		24 - 24.5"	down flow		
					150 - 150,000 [44 kW]					

## Air Handlers (For Reference)

<u>R</u>	<u>H</u>	<u>1</u>	<u>I</u>	<u>36</u>	<u>17</u>	<u>S</u>	<u>I</u>	<u>A</u>	<u>N</u>	<u>A</u>	<u>000</u>	<u>*</u>	<u>-</u>
Brand	Product Category	Stages of Airflow	Motor Type	Capacity BTU/HR	Width	Coil Size	Metering Device	Major Series*	Controls	Voltage	Minor Series**	Factory Heat Cap Code	Option
Rheem	H - Air Handler	1 - Single-stage	V - Variable Speed	24 - 24,000 [7.03 kW]	14 - 14"	S - Standard Efficiency	T - TEV	A - 1st Design	C - Communicating	A - 1ph, 115/60	A - 1st Design	00 - no	N/A
		2 - Two-stage	T - Constant Torque	36 - 36,000 [10.55 kW]	17 - 17.5"	M - Mid Efficiency	E - EEV	A - 1st Design	N - Non-communicating	J - 1ph, 208-240/60	Design	factory	heat with
		M - Modulating	P - PSC	48 - 48,000 [14.07 kW]	21 - 21"	H - High Efficiency	P - Piston			D - 3ph, 480/60		option	code
				60 - 60,000 [17.58 kW]	24 - 24.5"								

Note: The above Model Number ID's are for reference only. Available SKU's are listed on the standard features/available SKU page of model spec sheet.

[ ] Designates Metric Conversions



Air

Physical Data/Electrical Data  
RP14\*\*A Series

## Physical Data

Model No. #	RP1418	RP1424	RP1430	RP1436	RP1442	RP1448	RP1460
<b>Nominal Tonnage</b>	1.5	2.0	2.5	3.0	3.5	4.0	5.0
<b>Valve Connections</b>							
Liquid Line O.D. – in.	3/8	3/8	3/8	3/8	3/8	3/8	3/8
Suction Line O.D. – in.	3/4	3/4	3/4	3/4	7/8	7/8	7/8
<b>Refrigerant (R410A) furnished oz.<sup>1</sup></b>	97	89	106	111	155	143	232
<b>Compressor Type</b>	Scroll						
<b>Outdoor Coil</b>							
Net face area – Outer Coil	9.1	9.1	11.1	14.8	14.8	19.8	24.2
Net face area – Inner Coil	—	—	—	—	—	—	—
Tube diameter – in.	3/8	3/8	3/8	3/8	3/8	3/8	3/8
Number of rows	1	1	1	1	1	1	1
Fins per inch	20	20	20	20	20	20	20
<b>Outdoor Fan</b>							
Diameter – in.	20	20	20	24	24	24	26
Number of blades	2	2	3	3	2	3	3
Motor hp	1/8	1/8	1/8	1/6	1/5	1/5	1/5
CFM	2410	2410	2535	3335	2935	4055	4780
RPM	1077	1077	1077	825	825	825	850
watts	154	156	142	173	161	228	279
<b>Shipping weight – lbs.</b>	156	151	162	178	208	234	269
<b>Operating weight – lbs.</b>	133	144	148	171	166	196	222

## Electrical Data

Line Voltage Data (Volts-Phase-Hz)	208/230-1-60	208/230-1-60	208/230-1-60	208/230-1-60	208/230-1-60	208/230-1-60	208/230-1-60
<b>Maximum overcurrent protection (amps)<sup>2</sup></b>	20	20	30	35	40	50	50
<b>Minimum circuit ampacity<sup>3</sup></b>	12	14	19	22	24	29	31
<b>Compressor</b>							
Rated load amps	9	10.3	14.1	16.7	17.9	21.8	23.7
Locked rotor amps	48	61.6	73	79	112	117	152.5
<b>Condenser Fan Motor</b>							
Full load amps	0.7	0.7	0.7	0.6	1	1.2	1
Locked rotor amps	1.2	1.2	1.2	1.5	1.5	2	2.6
<b>Line Voltage Data (Volts-Phase-Hz)</b>	—	—	—	<b>208/230-3-60</b>	<b>208/230-3-60</b>	<b>208/230-3-60</b>	<b>208/230-3-60</b>
Maximum overcurrent protection (amps) <sup>2</sup>	—	—	—	20	30	30	35
Minimum circuit ampacity <sup>3</sup>	—	—	—	14	18	19	21
<b>Compressor</b>							
Rated load amps	—	—	—	10.4	13.5	13.7	15.9
Locked rotor amps	—	—	—	73	88	83.1	110
<b>Condenser Fan Motor</b>							
Full load amps	—	—	—	0.6	1	1.2	1
Locked rotor amps	—	—	—	1.5	1.5	2	2.6
<b>Line Voltage Data (Volts-Phase-Hz)</b>	—	—	—	<b>460-3-60</b>	<b>460-3-60</b>	<b>460-3-60</b>	<b>460-3-60</b>
Maximum overcurrent protection (amps) <sup>2</sup>	—	—	—	15	15	15	15
Minimum circuit ampacity <sup>3</sup>	—	—	—	8	9	9	10
<b>Compressor</b>							
Rated load amps	—	—	—	5.8	6	6.2	7.1
Locked rotor amps	—	—	—	38	44	41	52
<b>Condenser Fan Motor</b>							
Full load amps	—	—	—	.5	.6	.6	.5
Locked rotor amps	—	—	—	1.1	1.3	1.5	1.4

<sup>1</sup>Refrigerant charge sufficient for 15 ft. length of refrigerant lines. For longer line set requirements see the installation instructions for information about set length and additional refrigerant charge required.

<sup>2</sup>HACR type circuit breaker of fuse.

<sup>3</sup>Refer to National Electrical Code manual to determine wire, fuse and disconnect size requirements.







## Accessories

Model No.	RP1418	RP1424	RP1430	RP1436	RP1442	RP1448	RP1460
Compressor crankcase heater	44-17402-44	44-17402-44	44-17402-44	44-17402-44	44-17402-45	44-17402-45	Factory Standard
Low ambient control	RXAD-A08	RXAD-A08	RXAD-A08	RXAD-A08	RXAD-A08	RXAD-A08	RXAD-A08
Compressor sound cover	68-23427-26	68-23427-26	68-23427-26	68-23427-26	68-23427-25	68-23427-25	68-23427-25
Compressor hard start kit	SK-A1	SK-A1	SK-A1	SK-A1	SK-A1	SK-A1	SK-A1
Low pressure control*	Factory Standard	Factory Standard	Factory Standard	Factory Standard	Factory Standard	Factory Standard	Factory Standard
High pressure control*	Factory Standard	Factory Standard	Factory Standard	Factory Standard	Factory Standard	Factory Standard	Factory Standard
Liquid Line Solenoid (24 VAC, 50/60 Hz)	Solenoid Valve	200RD2T3TVLC	200RD2T3TVLC	200RD2T3TVLC	200RD2T3TVLC	200RD2T3TVLC	200RD3T3TVLC
	Solenoid Coil	61-AMG24V	61-AMG24V	61-AMG24V	61-AMG24V	61-AMG24V	61-AMG24V
	Bi-flow kit*	KS30387	KS30387	KS30387	KS30387	KS30387	KS30387
Liquid Line Solenoid (120/240 VAC, 50/60 Hz)	Solenoid Valve	200RD2T3TVLC	200RD2T3TVLC	200RD2T3TVLC	200RD2T3TVLC	200RD2T3TVLC	200RD3T3TVLC
	Solenoid Coil	61-AMG120/240V	61-AMG120/240V	61-AMG120/240V	61-AMG120/240V	61-AMG120/240V	61-AMG120/240V
	Bi-flow kit*	KS30387	KS30387	KS30387	KS30387	KS30387	KS30387
Classic Top Cap w/Label	91-101123-21	91-101123-21	91-101123-21	91-101123-21	91-101123-21	91-101123-21	91-101123-21
Heat Pump Riser	686020	686020	686020	686020	686020	686020	686020

\*Bi-flow kits are required when installing a liquid line solenoid on a heat pump.

## Weighted Sound Power Level (dBA)

RP14 SOUND POWER LEVEL								
Model	Sound Power Level [dB(A)]	Full Octave Linear Sound Power Level dB - Center Frequency - Hz						
		125	250	500	1000	2000	4000	8000
RP1418A	75.2	53.8	60.2	64.3	66	62.5	57.6	53.5
RP1424A	75.4	55.9	59.8	64.8	66.1	62.3	57.7	53
RP1430A	76.5	60.8	60.5	65.4	66.9	63.9	59.9	53.1
RP1436A	74.3	50.5	58	63.5	65.1	61.2	56.1	53.7
RP1442A	75.9	55.1	61	63.9	66.9	69.5	56.7	51.1
RP1448A	74	53.4	54.3	64.2	65.5	60.8	57.2	52.9
RP1460A	75.4	53.6	56.3	66.1	65.9	63.5	58.9	55.7

NOTE: Tested in accordance with AHRI Standard 270-08 (not listed in AHRI)

## Thermostats



**200-Series \***  
Programmable



**300-Series \***  
Deluxe  
Programmable

**400-Series \***  
Special Applications/  
Programmable



**500-Series \***  
Communicating/  
Programmable

Brand	Descriptor (3 Characters)	Series (3 Characters)	System (2 Characters)	Type (2 Characters)
RHC	TST	213	UN	MS
RHC=Rheem	TST=Thermostat	200=Programmable 300=Deluxe Programmable 400=Special Applications/ Programmable 500=Communicating/ Programmable	GE=Gas/Electric UN=Universal (AC/HP/GE) MD=Modulating Furnace DF=Dual Fuel CM=Communicating	SS=Single-Stage MS=Multi-Stage

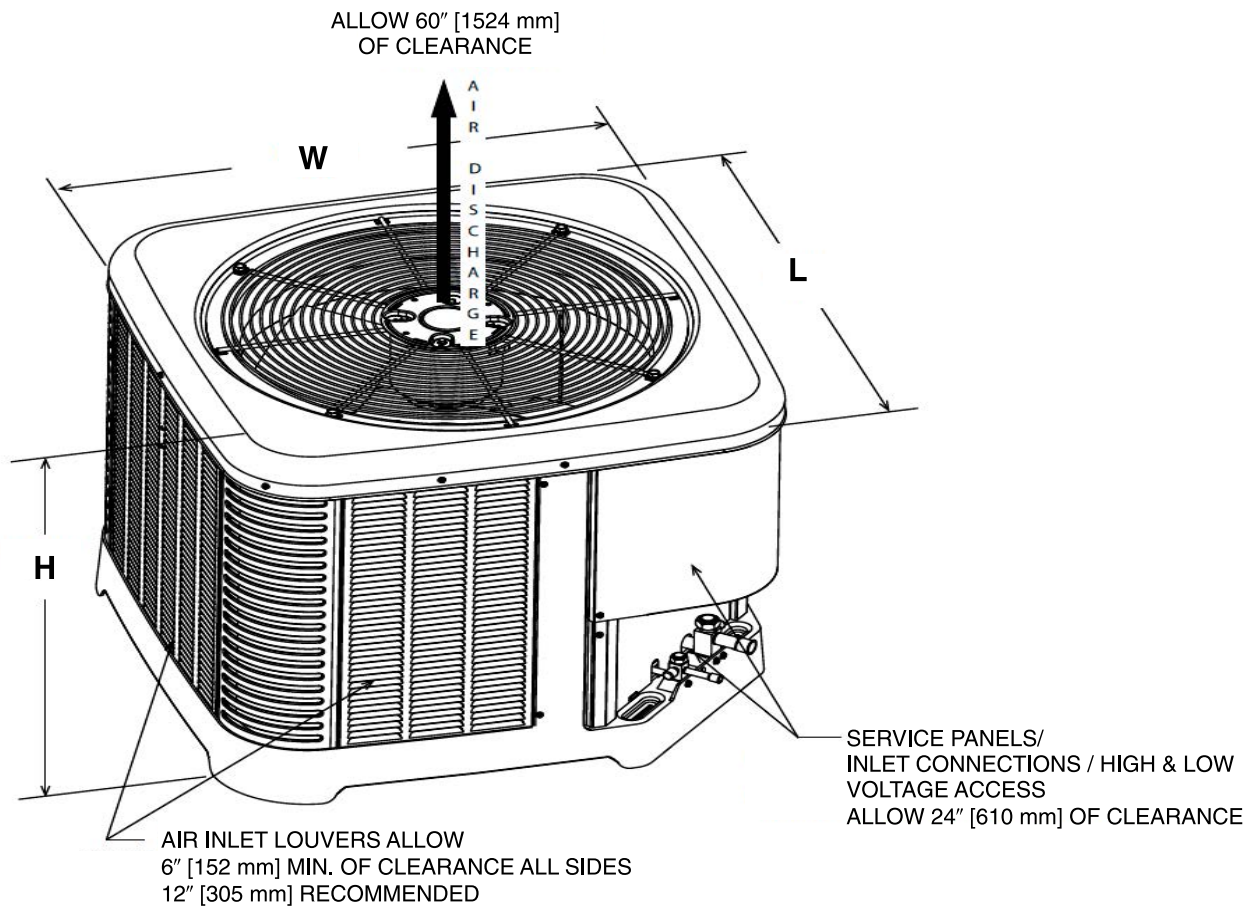
\* Photos are representative. Actual models may vary.

For detailed thermostat match-up information,  
see specification sheet form number T11-001.



## Unit Dimensions

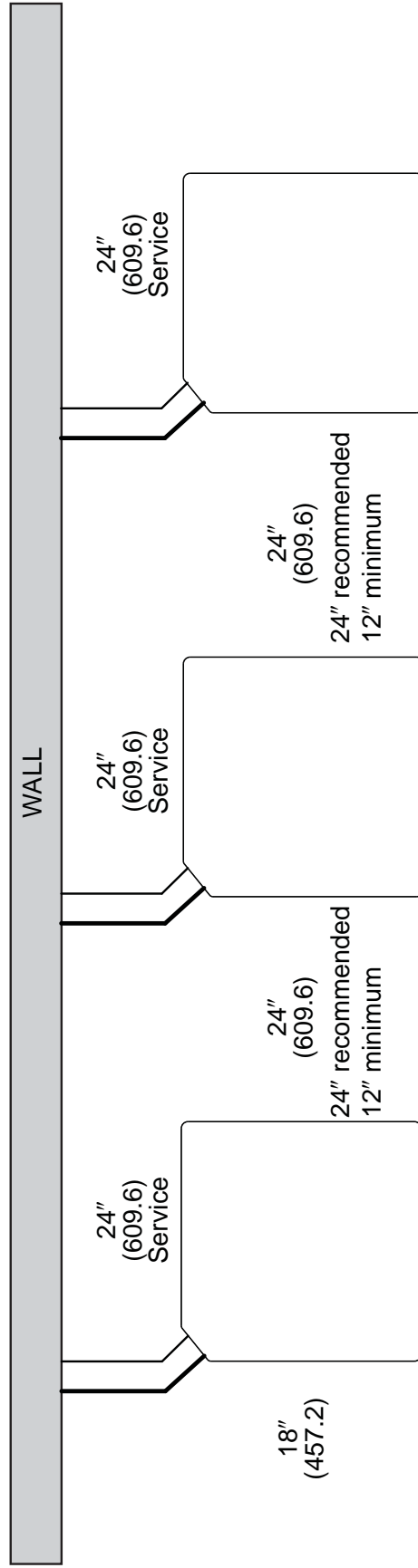
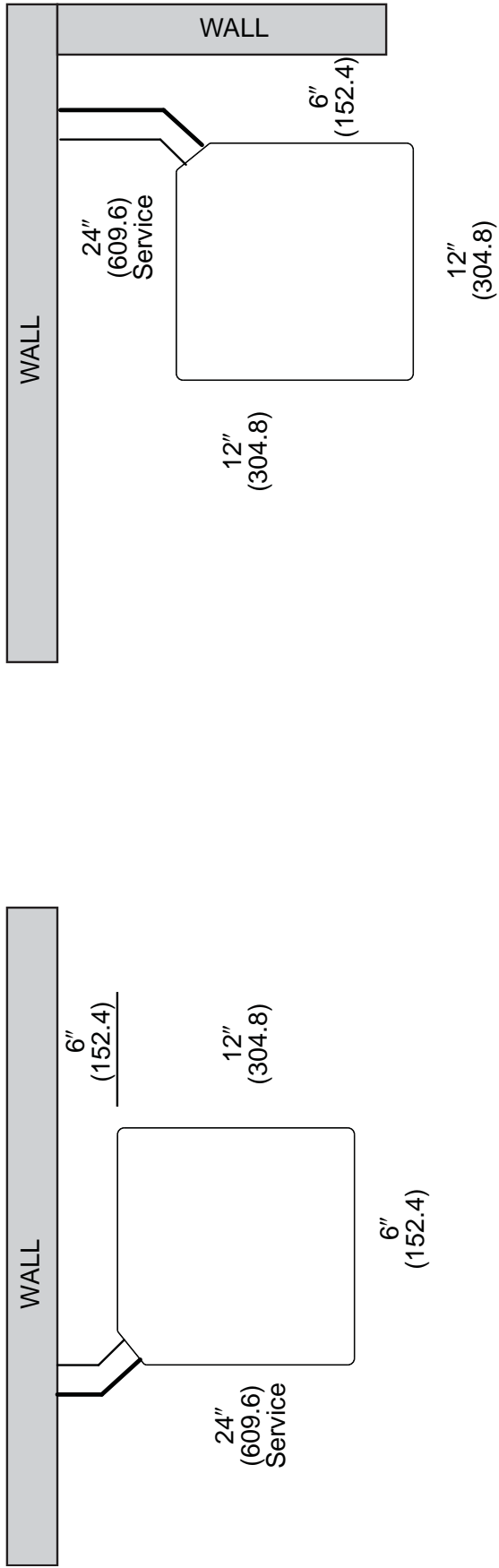
MODEL NUMBER	OPERATING						SHIPPING					
	H (Height)		L (Length)		W (Width)		H (Height)		L (Length)		W (Width)	
	INCHES	mm	INCHES	mm	INCHES	mm	INCHES	mm	INCHES	mm	INCHES	mm
RP1418	25	635	29.75	755	29.75	755	26.75	679	32.38	822	32.38	822
RP1424	25	635	29.75	755	29.75	755	26.75	679	32.38	822	32.38	822
RP1430	25	635	29.75	755	29.75	755	26.75	679	32.38	822	32.38	822
RP1436	27	685	33.75	857	33.75	857	28.75	679	36.38	924	36.38	924
RP1442	27	685	33.75	857	33.75	857	28.75	679	36.38	924	36.38	924
RP1448	35	889	33.75	857	33.75	857	36.75	933	36.38	924	36.38	924
RP1460	39	990	35.75	908	35.75	908	40.75	1035	38.38	975	38.38	975



[ ] Designates Metric Conversions

ST-A1226-02-00

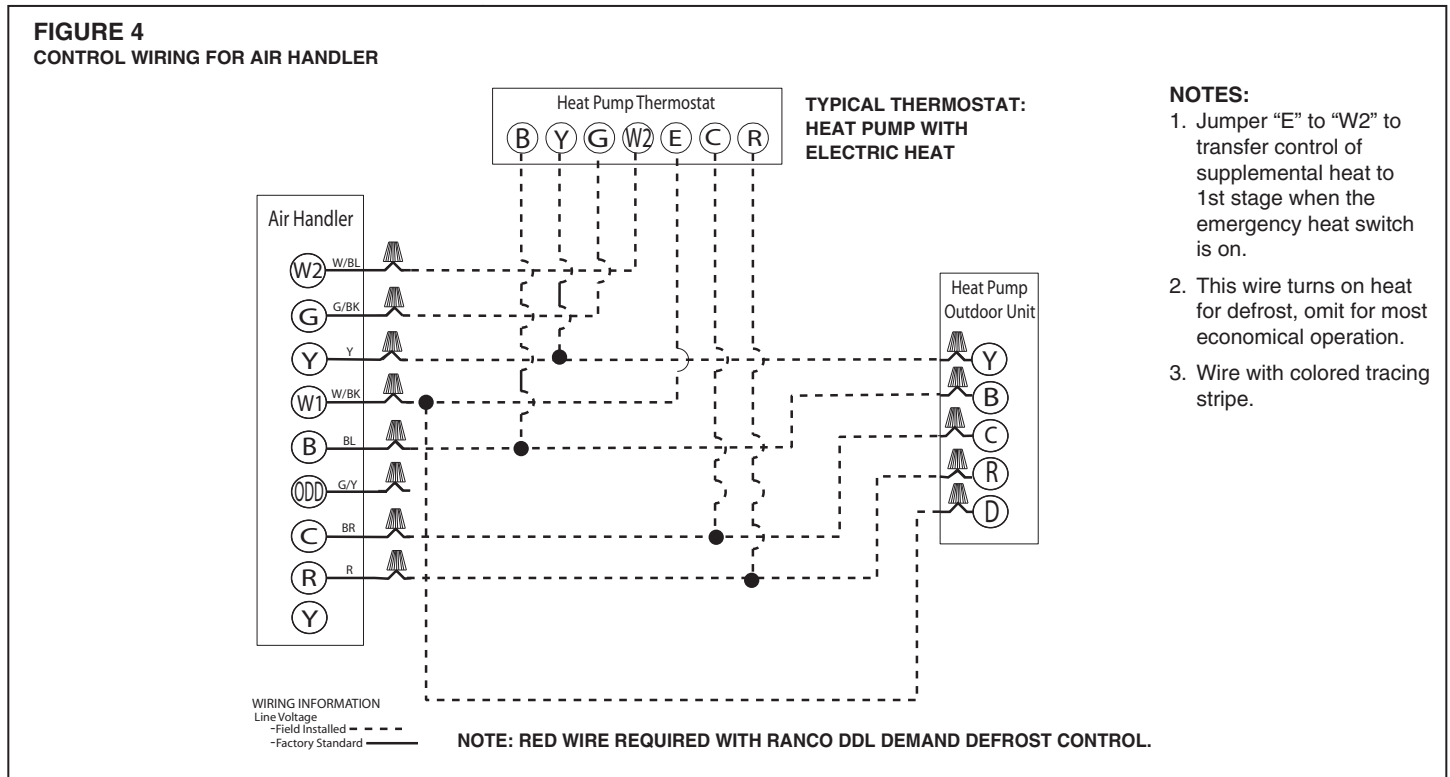
# CLEARANCES



**NOTE: NUMBERS IN ( ) = mm**

IMPORTANT: When installing multiple units in an alcove, roof well or partially enclosed area, ensure there is adequate ventilation to prevent re-circulation of discharge air.

## Control Wiring



## Application Guidelines

1. Intended for outdoor installation with free air inlet and outlet. Outdoor fan external static pressure available is less than 0.01 -in. wc.
2. Minimum outdoor operation air temperature for cooling mode without low-ambient operation accessory is 55°F (12.8°C).
3. Maximum outdoor operating air temperature is 125°F (51.7°C).
4. For reliable operation, unit should be level in all horizontal planes.
5. Use only copper wire for electric connections at unit. Aluminum and clad aluminum are not acceptable for the type of connector provided.
6. Do not apply capillary tube indoor coils to these units.
7. Factory – supplied filter drier must be installed.







# Performance Data @ AHRI Standard Conditions – Heat Pump

High Sales Volume Tested Combination (HSVTC)													
Outdoor Unit	Air Handler	Total Capacity BTU/H [kW]	Net Sensible BTU/H [kW]	Net Latent BTU/H [kW]	SEER	EER	Indoor CFM [L/s]	47 Degree Heating Capacity BTU/H [kW]	47 Degree COP	17 Degree Heating Capacity BTU/H [kW]	47 Degree COP	Region IV HSPF	AHRI#
RP1418AJ1	RH1T2417STAN	18800 [5.5]	13700 [4.0]	5100 [1.5]	14	11.5	575 [271.4]	17000 [5.0]	3.6	10200 [3.0]	2.4	8.2	7489173
RP1424AJ1	RH1T2417STAN	23800 [7.0]	17600 [5.2]	6200 [1.8]	14	11.5	825 [389.4]	22800 [6.7]	3.6	12600 [3.7]	2.34	8.2	7489174
RP1430AJ1	RH1T3617STAN	28800 [8.4]	22200 [6.5]	6600 [1.9]	14	11.5	1050 [495.5]	27400 [8.0]	3.5	16600 [4.9]	2.34	8.2	7489175
RP1436AJ1	RH1T3617STAN	35200 [10.3]	26200 [7.7]	9000 [2.6]	14	11.5	1200 [566.3]	34800 [10.2]	3.66	23200 [6.8]	2.54	9	7489177
RP1436AD1	RH1T3617STAN	35200 [10.3]	26200 [7.7]	9000 [2.6]	14	11.5	1200 [566.3]	34800 [10.2]	3.66	23200 [6.8]	2.54	9	7889783
RP1436AJ1	RH1T3617STAN	35200 [10.3]	26200 [7.7]	9000 [2.6]	14	11.5	1200 [566.3]	34800 [10.2]	3.66	23200 [6.8]	2.54	9	7489178
RP1442AC1	RH1T4821STAN	42500 [12.5]	32400 [9.5]	10100 [3.0]	14	11.5	1400 [660.7]	39000 [11.4]	3.6	24800 [7.3]	2.5	9	7489179
RP1442AJ1	RH1T4821STAN	42500 [12.5]	32400 [9.5]	10100 [3.0]	14	11.5	1400 [660.7]	39000 [11.4]	3.6	24800 [7.3]	2.5	9	7489180
RP1448AC1	RH1T4821STAN	48000 [14.1]	35700 [10.5]	12300 [3.6]	14	11.5	1525 [719.7]	46000 [13.5]	3.6	29800 [8.7]	2.6	9	7489181
RP1448AD1	RH1T4821STAN	48000 [14.1]	35700 [10.5]	12300 [3.6]	14	11.5	1525 [719.7]	46000 [13.5]	3.6	29800 [8.7]	2.6	9	7889802
RP1448AJ1	RH1T4821STAN	48000 [14.1]	35700 [10.5]	12300 [3.6]	14	11.5	1525 [719.7]	46000 [13.5]	3.6	29800 [8.7]	2.6	9	7489182
RP1460AC1	RH1T6024STAN	56500 [16.6]	40800 [12.0]	15700 [4.6]	14	11.5	1800 [849.5]	57000 [16.7]	3.8	35800 [10.5]	2.66	9	7489183
RP1460AD1	RH1T6024STAN	56500 [16.6]	40800 [12.0]	15700 [4.6]	14	11.5	1800 [849.5]	57000 [16.7]	3.8	35800 [10.5]	2.66	9	7889828
RP1460AJ1	RH1T6024STAN	56500 [16.6]	40800 [12.0]	15700 [4.6]	14	11.5	1800 [849.5]	57000 [16.7]	3.8	35800 [10.5]	2.66	9	7489184

[ ] Designates Metric Conversions





Air

Performance Data  
RP14\*\*A Series

## Performance Data @ AHRI Standard Conditions – Heat Pump (con't.)

R801T: Classic Plus Single-Stage X-13 80% Furnace Ratings

Outdoor Unit	Furnace	Indoor Coil	Total Capacity BTU/H [kW]	Net Sensible BTU/H [kW]	Net Latent BTU/H [kW]	SEER	EER	Indoor CFM [L/s]	47 Degree Heating Capacity BTU/H [kW]	47 Degree COP	17 Degree Heating Capacity BTU/H [kW]	47 Degree COP	Region IV HSPF	AHRI#
RP1418AJ1	R801TA050314MSA	RCF2417STAM	19000 [5.6]	13900 [4.1]	5100 [1.5]	14	11.5	625 [295.0]	17000 [5.0]	3.6	10300 [3.0]	2.4	8.2	7500264
RP1418AJ1	R801TA050314MXA	RCF2417STAM	19000 [5.6]	13900 [4.1]	5100 [1.5]	14	11.5	625 [295.0]	17000 [5.0]	3.6	10300 [3.0]	2.4	8.2	8087057
RP1418AJ1	R801TA075317ZSA	RCF2417STAM	19100 [5.6]	14100 [4.1]	5000 [1.5]	14	11.5	650 [306.8]	17100 [5.0]	3.54	10400 [3.0]	2.4	8.2	7500265
RP1418AJ1	R801TA075317ZXA	RCF2417STAM	19100 [5.6]	14100 [4.1]	5000 [1.5]	14	11.5	650 [306.8]	17100 [5.0]	3.54	10400 [3.0]	2.4	8.2	8087058
RP1424AJ1	R801TA050314MSA	RCF2417STAM	23800 [7.0]	17600 [5.2]	6200 [1.8]	14	11.5	825 [389.4]	22800 [6.7]	3.6	12700 [3.7]	2.34	8.2	7500266
RP1424AJ1	R801TA050314MXA	RCF2417STAM	23800 [7.0]	17600 [5.2]	6200 [1.8]	14	11.5	825 [389.4]	22800 [6.7]	3.6	12700 [3.7]	2.34	8.2	8087061
RP1430AJ1	R801TA075417MSA	RCF3621STAM	28600 [8.4]	21700 [6.4]	6900 [2.0]	14	11.5	1000 [471.9]	27200 [8.0]	3.46	16400 [4.8]	2.3	8.2	7500267
RP1430AJ1	R801TA075417MXA	RCF3621STAM	28600 [8.4]	21700 [6.4]	6900 [2.0]	14	11.5	1000 [471.9]	27200 [8.0]	3.46	16400 [4.8]	2.3	8.2	7500268
RP1430AJ1	R801TA075421MSA	RCF3621STAM	28600 [8.4]	21800 [6.4]	6800 [2.0]	14	11.5	1025 [483.7]	27400 [8.0]	3.5	16600 [4.9]	2.34	8.2	8087064
RP1430AJ1	R801TA075421ZSA	RCF3621STAM	28600 [8.4]	21800 [6.4]	6800 [2.0]	14	11.5	1025 [483.7]	27400 [8.0]	3.5	16600 [4.9]	2.34	8.2	8087066
RP1430AJ1	R801TA075521MSA	RCF3621STAM	28400 [8.3]	21400 [6.3]	7000 [2.1]	14	11.5	1025 [483.7]	27200 [8.0]	3.54	16500 [4.8]	2.34	8.5	8087067
RP1430AJ1	R801TA075521ZSA	RCF3621STAM	28400 [8.3]	21400 [6.3]	7000 [2.1]	14	11.5	1025 [483.7]	27200 [8.0]	3.54	16500 [4.8]	2.34	8.5	8087069
RP1430AJ1	R801TA100521MSA	RCF3621STAM	28400 [8.3]	21400 [6.3]	7000 [2.1]	14	11.5	975 [460.1]	27200 [8.0]	3.5	16300 [4.8]	2.3	8.2	8087068
RP1430AJ1	R801TA100521MXA	RCF3621STAM	28800 [8.4]	22000 [6.4]	6800 [2.0]	14	11.5	1025 [483.7]	27400 [8.0]	3.54	16500 [4.8]	2.34	8.2	7500270
RP1430AJ1	R801TA100521ZSA	RCF3621STAM	28800 [8.4]	22000 [6.4]	6800 [2.0]	14	11.5	1025 [483.7]	27400 [8.0]	3.54	16500 [4.8]	2.34	8.2	8087069
RP1430AJ1	R801TA100521ZXA	RCF3621STAM	28400 [8.3]	21400 [6.3]	7000 [2.1]	14	11.5	975 [460.1]	27200 [8.0]	3.5	16300 [4.8]	2.3	8.2	7500271
RP1436AC1	R801TA075417MSA	RCF3621STAM	34800 [10.2]	25400 [7.4]	9400 [2.8]	14	11.5	1125 [530.9]	34600 [10.1]	3.66	22200 [6.5]	2.5	9	8087070
RP1436AC1	R801TA075417MXA	RCF3621STAM	35000 [10.3]	25700 [7.5]	9300 [2.7]	14	11.5	1150 [542.7]	34800 [10.2]	3.7	22400 [6.6]	2.54	9	7500272
RP1436AC1	R801TA075421MSA	RCF3621STAM	34800 [10.2]	25400 [7.4]	9400 [2.8]	14	11.5	1125 [530.9]	34600 [10.1]	3.66	22200 [6.5]	2.5	9	8087076
RP1436AC1	R801TA075421ZSA	RCF3621STAM	35000 [10.3]	25700 [7.5]	9300 [2.7]	14	11.5	1150 [542.7]	34800 [10.2]	3.7	22400 [6.6]	2.54	9	8087077
RP1436AC1	R801TA075521MSA	RCF3621STAM	35000 [10.3]	25900 [7.6]	9100 [2.7]	14	11.5	1175 [554.5]	35000 [10.3]	3.7	22400 [6.6]	2.54	9	8087078
RP1436AC1	R801TA075521ZSA	RCF3621STAM	35000 [10.3]	25900 [7.6]	9100 [2.7]	14	11.5	1175 [554.5]	35000 [10.3]	3.66	22400 [6.6]	2.54	9	7500274
RP1436AC1	R801TA100521ZSA	RCF3621STAM	35000 [10.3]	25900 [7.6]	9100 [2.7]	14	11.5	1175 [554.5]	35000 [10.3]	3.66	22400 [6.6]	2.54	9	8087079
RP1436AC1	R801TA100521ZXA	RCF3621STAM	35000 [10.3]	25900 [7.6]	9100 [2.7]	14	11.5	1175 [554.5]	35000 [10.3]	3.7	22400 [6.6]	2.54	9	7500275
RP1436AD1	R801TA075417MSA	RCF3621STAM	34800 [10.2]	25400 [7.4]	9400 [2.8]	14	11.5	1125 [530.9]	34600 [10.1]	3.66	22200 [6.5]	2.5	9	8087080
RP1436AD1	R801TA075417MXA	RCF3621STAM	35000 [10.3]	25700 [7.5]	9300 [2.7]	14	11.5	1150 [542.7]	34800 [10.2]	3.7	22400 [6.6]	2.54	9	7889745
RP1436AD1	R801TA075421MSA	RCF3621STAM	34800 [10.2]	25400 [7.4]	9400 [2.8]	14	11.5	1125 [530.9]	34600 [10.1]	3.66	22200 [6.5]	2.5	9	7889749
RP1436AD1	R801TA075421ZSA	RCF3621STAM	35000 [10.3]	25700 [7.5]	9300 [2.7]	14	11.5	1150 [542.7]	34800 [10.2]	3.7	22400 [6.6]	2.54	9	8087084
RP1436AD1	R801TA075521MSA	RCF3621STAM	35000 [10.3]	25900 [7.6]	9100 [2.7]	14	11.5	1175 [554.5]	35000 [10.3]	3.66	22400 [6.6]	2.54	9	8087085
RP1436AD1	R801TA075521ZSA	RCF3621STAM	35000 [10.3]	25900 [7.6]	9100 [2.7]	14	11.5	1175 [554.5]	35000 [10.3]	3.7	22400 [6.6]	2.54	9	8087086
RP1436AD1	R801TA075521ZXA	RCF3621STAM	35000 [10.3]	25900 [7.6]	9100 [2.7]	14	11.5	1175 [554.5]	35000 [10.3]	3.66	22400 [6.6]	2.54	9	7889752
RP1436AD1	R801TA100521ZSA	RCF3621STAM	35000 [10.3]	25900 [7.6]	9100 [2.7]	14	11.5	1175 [554.5]	35000 [10.3]	3.66	22400 [6.6]	2.54	9	8087087
RP1436AD1	R801TA100521ZXA	RCF3621STAM	35000 [10.3]	25900 [7.6]	9100 [2.7]	14	11.5	1175 [554.5]	35000 [10.3]	3.7	22400 [6.6]	2.54	9	7889755
RP1436AD1	R801TA100521ZXA	RCF3621STAM	35000 [10.3]	25900 [7.6]	9100 [2.7]	14	11.5	1175 [554.5]	35000 [10.3]	3.7	22400 [6.6]	2.54	9	8087088

[ ] Designates Metric Conversions







Air

Performance Data  
RP14\*\*A Series

## Performance Data @ AHRI Standard Conditions – Heat Pump (con't.)

R801T: Classic Plus Single-Stage X-13 80% Furnace Ratings														
Outdoor Unit	Furnace	Indoor Coil	Total Capacity BTU/H [kW]	Net Sensible BTU/H [kW]	Net Latent BTU/H [kW]	SEER	EER	Indoor CFM [L/s]	47 Degree Heating Capacity BTU/H [kW]	47 Degree COP	17 Degree Heating Capacity BTU/H [kW]	47 Degree COP	Region IV HSPF	AHRI#
RP1436AJ1	R801TA075417MSA	RCF3617STAM	34800 [10.2]	25400 [7.4]	9400 [2.8]	14	11.5	1125 [530.9]	34600 [10.1]	3.66	22200 [6.5]	2.5	9	7500276
		RCF3621STAM	35000 [10.3]	25700 [7.5]	9300 [2.7]	14	11.5	1150 [542.7]	34800 [10.2]	3.7	22400 [6.6]	2.54	9	7500277
RP1436AJ1	R801TA075417MXA	RCF3617STAM	34800 [10.2]	25400 [7.4]	9400 [2.8]	14	11.5	1125 [530.9]	34600 [10.1]	3.66	22200 [6.5]	2.5	9	8087092
		RCF3621STAM	35000 [10.3]	25700 [7.5]	9300 [2.7]	14	11.5	1150 [542.7]	34800 [10.2]	3.7	22400 [6.6]	2.54	9	8087093
RP1436AJ1	R801TA075421MSA	RCF3621STAM	35000 [10.3]	25900 [7.6]	9100 [2.7]	14	11.5	1175 [554.5]	35000 [10.3]	3.7	22400 [6.6]	2.54	9	8087094
		RCF3621STAM	35000 [10.3]	25900 [7.6]	9100 [2.7]	14	11.5	1175 [554.5]	35000 [10.3]	3.66	22400 [6.6]	2.54	9	7500278
RP1436AJ1	R801TA075521ZXA	RCF3621STAM	35000 [10.3]	25900 [7.6]	9100 [2.7]	14	11.5	1175 [554.5]	35000 [10.3]	3.66	22400 [6.6]	2.54	9	8087095
		RCF3621STAM	35000 [10.3]	25900 [7.6]	9100 [2.7]	14	11.5	1175 [554.5]	35000 [10.3]	3.7	22400 [6.6]	2.54	9	7500279
RP1436AJ1	R801TA100521ZSA	RCF3621STAM	35000 [10.3]	25900 [7.6]	9100 [2.7]	14	11.5	1175 [554.5]	35000 [10.3]	3.7	22400 [6.6]	2.54	9	8087096
		RCF3621STAM	35000 [10.3]	25900 [7.6]	9100 [2.7]	14	11.5	1175 [554.5]	35000 [10.3]	3.6	24800 [7.3]	2.5	9	7500280
RP1442AC1	R801TA100521MSA	RCF4821STAM	41500 [12.2]	30900 [9.1]	10600 [3.1]	14	11.5	1325 [625.3]	39000 [11.4]	3.6	24800 [7.3]	2.5	9	7500281
		RCF4824STAM	41500 [12.2]	30900 [9.1]	10600 [3.1]	14	11.5	1325 [625.3]	39000 [11.4]	3.6	24800 [7.3]	2.5	9	8087100
RP1442AC1	R801TA100521MXA	RCF4821STAM	41500 [12.2]	30900 [9.1]	10600 [3.1]	14	11.5	1325 [625.3]	39000 [11.4]	3.6	24800 [7.3]	2.5	9	8087102
		RCF4824STAM	41500 [12.2]	30900 [9.1]	10600 [3.1]	14	11.5	1325 [625.3]	39000 [11.4]	3.6	25000 [7.3]	2.5	9	7500282
RP1442AC1	R801TA125524MSA	RCF4824STAM	42000 [12.3]	31600 [9.3]	10400 [3.0]	14	11.5	1350 [637.1]	39000 [11.4]	3.6	25000 [7.3]	2.5	9	8087103
		RCF4824STAM	42000 [12.3]	31600 [9.3]	10400 [3.0]	14	11.5	1350 [637.1]	39000 [11.4]	3.6	24800 [7.3]	2.5	9	7500283
RP1442AJ1	R801TA100521MSA	RCF4821STAM	41500 [12.2]	30900 [9.1]	10600 [3.1]	14	11.5	1325 [625.3]	39000 [11.4]	3.6	24800 [7.3]	2.5	9	7500284
		RCF4824STAM	41500 [12.2]	30900 [9.1]	10600 [3.1]	14	11.5	1325 [625.3]	39000 [11.4]	3.6	24800 [7.3]	2.5	9	8087106
RP1442AJ1	R801TA100521MXA	RCF4821STAM	41500 [12.2]	30900 [9.1]	10600 [3.1]	14	11.5	1325 [625.3]	39000 [11.4]	3.6	24800 [7.3]	2.5	9	8087108
		RCF4824STAM	41500 [12.2]	30900 [9.1]	10600 [3.1]	14	11.5	1325 [625.3]	39000 [11.4]	3.6	25000 [7.3]	2.5	9	7500285
RP1442AJ1	R801TA125524MSA	RCF4824STAM	42000 [12.3]	31600 [9.3]	10400 [3.0]	14	11.5	1350 [637.1]	39000 [11.4]	3.6	25000 [7.3]	2.5	9	8087109
		RCF4824STAM	42000 [12.3]	31600 [9.3]	10400 [3.0]	14	11.5	1350 [637.1]	39000 [11.4]	3.66	29400 [8.6]	2.6	9	7500286
RP1448AC1	R801TA100521MSA	RCF4821STAM	47000 [13.8]	33600 [9.8]	13400 [3.9]	14	11.5	1375 [648.9]	45500 [13.3]	3.66	29400 [8.6]	2.6	9	7500287
		RCF4824STAM	47000 [13.8]	33600 [9.8]	13400 [3.9]	14	11.5	1375 [648.9]	45500 [13.3]	3.66	29400 [8.6]	2.6	9	8087112
RP1448AC1	R801TA100521MXA	RCF4821STAM	47000 [13.8]	33600 [9.8]	13400 [3.9]	14	11.5	1375 [648.9]	45500 [13.3]	3.66	29400 [8.6]	2.6	9	8087114
		RCF4824STAM	47000 [13.8]	33600 [9.8]	13400 [3.9]	14	11.5	1375 [648.9]	45500 [13.3]	3.66	29400 [8.6]	2.6	9	7889788
RP1448AD1	R801TA100521MSA	RCF4821STAM	47000 [13.8]	33600 [9.8]	13400 [3.9]	14	11.5	1375 [648.9]	45500 [13.3]	3.66	29400 [8.6]	2.6	9	7889792
		RCF4824STAM	47000 [13.8]	33600 [9.8]	13400 [3.9]	14	11.5	1375 [648.9]	45500 [13.3]	3.66	29400 [8.6]	2.6	9	8087116
RP1448AD1	R801TA100521MXA	RCF4821STAM	47000 [13.8]	33600 [9.8]	13400 [3.9]	14	11.5	1375 [648.9]	45500 [13.3]	3.66	29400 [8.6]	2.6	9	8087118
		RCF4824STAM	47000 [13.8]	33600 [9.8]	13400 [3.9]	14	11.5	1375 [648.9]	45500 [13.3]	3.66	29400 [8.6]	2.6	9	7500288
RP1448AJ1	R801TA100521MSA	RCF4821STAM	47000 [13.8]	33600 [9.8]	13400 [3.9]	14	11.5	1375 [648.9]	45500 [13.3]	3.66	29400 [8.6]	2.6	9	7500289
		RCF4824STAM	47000 [13.8]	33600 [9.8]	13400 [3.9]	14	11.5	1375 [648.9]	45500 [13.3]	3.66	29400 [8.6]	2.6	9	8087120
RP1448AJ1	R801TA100521MXA	RCF4821STAM	47000 [13.8]	33600 [9.8]	13400 [3.9]	14	11.5	1375 [648.9]	45500 [13.3]	3.66	29400 [8.6]	2.6	9	8087122
		RCF4824STAM	47000 [13.8]	33600 [9.8]	13400 [3.9]	14	11.5	1375 [648.9]	45500 [13.3]	3.76	35000 [10.3]	2.6	9	7500290
RP1460AC1	R801TA100521MSA	RCF6024HTAM	55500 [16.3]	38500 [11.3]	17000 [5.0]	14	11.5	1650 [778.7]	56000 [16.4]	3.76	35000 [10.3]	2.6	9	7500292
		RCF6024STAM	55500 [16.3]	38500 [11.3]	17000 [5.0]	14	11.5	1650 [778.7]	56000 [16.4]	3.76	35000 [10.3]	2.6	9	7500292

[ ] Designates Metric Conversions



INTEGRATED HOME COMFORT



## Performance Data @ AHRI Standard Conditions – Heat Pump (con't.)

R801T: Classic Plus Single-Stage X-13 80% Furnace Ratings														
Outdoor Unit	Furnace	Indoor Coil	Total Capacity BTU/H [kW]	Net Sensible BTU/H [kW]	Net Latent BTU/H [kW]	SEER	EER	Indoor CFM [L/s]	47 Degree Heating Capacity BTU/H [kW]	47 Degree COP	17 Degree Heating Capacity BTU/H [kW]	47 Degree COP	Region IV HSPF	AHRI#
RP1460AC1	R801TA100521MXA	RCF6024HTAM	55500 [16.3]	38500 [11.3]	17000 [5.0]	14	11.5	1650 [778.7]	56000 [16.4]	3.76	35000 [10.3]	2.6	9	8087124
		RCF6024STAM	55500 [16.3]	38500 [11.3]	17000 [5.0]	14	11.5	1650 [778.7]	56000 [16.4]	3.76	35000 [10.3]	2.6	9	8087127
RP1460AC1	R801TA125524MSA	RCF6024HTAM	55500 [16.3]	38500 [11.3]	17000 [5.0]	14	11.5	1650 [778.7]	56000 [16.4]	3.76	35000 [10.3]	2.6	9	7500291
		RCF6024STAM	55500 [16.3]	38500 [11.3]	17000 [5.0]	14	11.5	1650 [778.7]	56000 [16.4]	3.76	35000 [10.3]	2.6	9	7500293
RP1460AC1	R801TA125524MXA	RCF6024HTAM	55500 [16.3]	38500 [11.3]	17000 [5.0]	14	11.5	1650 [778.7]	56000 [16.4]	3.76	35000 [10.3]	2.6	9	8087125
		RCF6024STAM	55500 [16.3]	38500 [11.3]	17000 [5.0]	14	11.5	1650 [778.7]	56000 [16.4]	3.76	35000 [10.3]	2.6	9	8087128
RP1460AD1	R801TA100521MSA	RCF6024HTAM	55500 [16.3]	38500 [11.3]	17000 [5.0]	14	11.5	1650 [778.7]	56000 [16.4]	3.76	35000 [10.3]	2.6	9	7889812
		RCF6024STAM	55500 [16.3]	38500 [11.3]	17000 [5.0]	14	11.5	1650 [778.7]	56000 [16.4]	3.76	35000 [10.3]	2.6	9	7889819
RP1460AD1	R801TA100521MXA	RCF6024HTAM	55500 [16.3]	38500 [11.3]	17000 [5.0]	14	11.5	1650 [778.7]	56000 [16.4]	3.76	35000 [10.3]	2.6	9	8087130
		RCF6024STAM	55500 [16.3]	38500 [11.3]	17000 [5.0]	14	11.5	1650 [778.7]	56000 [16.4]	3.76	35000 [10.3]	2.6	9	8087133
RP1460AD1	R801TA125524MSA	RCF6024HTAM	55500 [16.3]	38500 [11.3]	17000 [5.0]	14	11.5	1650 [778.7]	56000 [16.4]	3.76	35000 [10.3]	2.6	9	7889813
		RCF6024STAM	55500 [16.3]	38500 [11.3]	17000 [5.0]	14	11.5	1650 [778.7]	56000 [16.4]	3.76	35000 [10.3]	2.6	9	7889822
RP1460AD1	R801TA125524MXA	RCF6024HTAM	55500 [16.3]	38500 [11.3]	17000 [5.0]	14	11.5	1650 [778.7]	56000 [16.4]	3.76	35000 [10.3]	2.6	9	8087131
		RCF6024STAM	55500 [16.3]	38500 [11.3]	17000 [5.0]	14	11.5	1650 [778.7]	56000 [16.4]	3.76	35000 [10.3]	2.6	9	8087134
RP1460AJ1	R801TA100521MSA	RCF6024HTAM	55500 [16.3]	38500 [11.3]	17000 [5.0]	14	11.5	1650 [778.7]	56000 [16.4]	3.76	35000 [10.3]	2.6	9	7500294
		RCF6024STAM	55500 [16.3]	38500 [11.3]	17000 [5.0]	14	11.5	1650 [778.7]	56000 [16.4]	3.76	35000 [10.3]	2.6	9	7500296
RP1460AJ1	R801TA100521MXA	RCF6024HTAM	55500 [16.3]	38500 [11.3]	17000 [5.0]	14	11.5	1650 [778.7]	56000 [16.4]	3.76	35000 [10.3]	2.6	9	8087136
		RCF6024STAM	55500 [16.3]	38500 [11.3]	17000 [5.0]	14	11.5	1650 [778.7]	56000 [16.4]	3.76	35000 [10.3]	2.6	9	8087139
RP1460AJ1	R801TA125524MSA	RCF6024HTAM	55500 [16.3]	38500 [11.3]	17000 [5.0]	14	11.5	1650 [778.7]	56000 [16.4]	3.76	35000 [10.3]	2.6	9	7500295
		RCF6024STAM	55500 [16.3]	38500 [11.3]	17000 [5.0]	14	11.5	1650 [778.7]	56000 [16.4]	3.76	35000 [10.3]	2.6	9	7500297
RP1460AJ1	R801TA125524MXA	RCF6024HTAM	55500 [16.3]	38500 [11.3]	17000 [5.0]	14	11.5	1650 [778.7]	56000 [16.4]	3.76	35000 [10.3]	2.6	9	8087137
		RCF6024STAM	55500 [16.3]	38500 [11.3]	17000 [5.0]	14	11.5	1650 [778.7]	56000 [16.4]	3.76	35000 [10.3]	2.6	9	8087140

[ ] Designates Metric Conversions





Air

Performance Data  
RP14\*\*A Series

## Performance Data @ AHRI Standard Conditions – Heat Pump

R802V: Prestige 2-Stage 80% ECM Furnace Ratings														
Outdoor Unit	Furnace	Indoor Coil	Total Capacity BTU/H [kW]	Net Sensible BTU/H [kW]	Net Latent BTU/H [kW]	SEER	EER	Indoor CFM [L/s]	47 Degree Heating Capacity BTU/H [kW]	47 Degree COP	17 Degree Heating Capacity BTU/H [kW]	47 Degree COP	Region IV HSPF	AHRI#
RP1418AJ1	R802VA075317MSA	RCF2417STAM	18900 [5.5]	13800 [4.0]	5100 [1.5]	14	11.5	625 [295.0]	17100 [5.0]	3.6	10400 [3.0]	2.4	8.2	7551290
RP1418AJ1	R802VA075317MXA	RCF2417STAM	18900 [5.5]	13800 [4.0]	5100 [1.5]	14	11.5	625 [295.0]	17100 [5.0]	3.6	10400 [3.0]	2.4	8.2	8087059
RP1418AJ1	R802VA075317ZSA	RCF2417STAM	19100 [5.6]	14100 [4.1]	5000 [1.5]	14	11.5	650 [306.8]	17100 [5.0]	3.54	10400 [3.0]	2.4	8.2	7551291
RP1418AJ1	R802VA075317ZXA	RCF2417STAM	19100 [5.6]	14100 [4.1]	5000 [1.5]	14	11.5	650 [306.8]	17100 [5.0]	3.54	10400 [3.0]	2.4	8.2	8087060
RP1424AJ1	R802VA075317MSA	RCF2417STAM	24000 [7.0]	17900 [5.2]	6100 [1.8]	14	11.5	875 [413.0]	22800 [6.7]	3.6	12700 [3.7]	2.34	8.2	7551294
RP1424AJ1	R802VA075317MXA	RCF2417STAM	24000 [7.0]	17900 [5.2]	6100 [1.8]	14	11.5	875 [413.0]	22800 [6.7]	3.6	12700 [3.7]	2.34	8.2	8087062
RP1424AJ1	R802VA075317ZSA	RCF2417STAM	23800 [7.0]	17600 [5.2]	6200 [1.8]	14	11.5	825 [389.4]	22800 [6.7]	3.6	12700 [3.7]	2.34	8.2	7551295
RP1424AJ1	R802VA075317ZXA	RCF2417STAM	23800 [7.0]	17600 [5.2]	6200 [1.8]	14	11.5	825 [389.4]	22800 [6.7]	3.6	12700 [3.7]	2.34	8.2	8087063
RP1430AJ1	R802VA075317MSA	RCF3621STAM	28600 [8.4]	21800 [6.4]	6800 [2.0]	14	11.5	1025 [483.7]	27200 [8.0]	3.46	16500 [4.8]	2.3	8.2	7551297
RP1430AJ1	R802VA075317MXA	RCF3621STAM	28400 [8.3]	21400 [6.3]	7000 [2.1]	14	11.5	975 [460.1]	26800 [7.9]	3.46	16100 [4.7]	2.26	8.2	7551298
RP1430AJ1	R802VA075421MSA	RCF3621STAM	28600 [8.4]	21800 [6.4]	6800 [2.0]	14	11.5	1025 [483.7]	27200 [8.0]	3.46	16500 [4.8]	2.3	8.2	8087065
RP1430AJ1	R802VA075421ZSA	RCF3621STAM	28400 [8.3]	21400 [6.3]	7000 [2.1]	14	11.5	975 [460.1]	26800 [7.9]	3.46	16100 [4.7]	2.26	8.2	8087071
RP1430AJ1	R802VA075421ZXA	RCF3621STAM	28600 [8.4]	22100 [6.5]	6700 [2.0]	14	11.5	1050 [495.5]	27400 [8.0]	3.5	16300 [4.8]	2.3	8.2	8087072
RP1430AJ1	R802VA100521MSA	RCF3621STAM	28800 [8.4]	22100 [6.5]	6700 [2.0]	14	11.5	1050 [495.5]	27400 [8.0]	3.5	16500 [4.8]	2.3	8.2	7551299
RP1430AJ1	R802VA100521ZSA	RCF3621STAM	28800 [8.4]	22100 [6.5]	6700 [2.0]	14	11.5	1050 [495.5]	27400 [8.0]	3.5	16500 [4.8]	2.3	8.2	8087073
RP1430AJ1	R802VA100521ZXA	RCF3621STAM	28800 [8.4]	22000 [6.4]	6800 [2.0]	14	11.5	1025 [483.7]	27000 [7.9]	3.5	16300 [4.8]	2.34	8.2	7551300
RP1436AJ1	R802VA100521MSA	RCF3621STAM	28800 [8.4]	22000 [6.4]	6800 [2.0]	14	11.5	1025 [483.7]	27000 [7.9]	3.5	16300 [4.8]	2.34	8.2	8087074
RP1436AJ1	R802VA100521ZSA	RCF3621STAM	28800 [8.4]	22100 [6.5]	6700 [2.0]	14	11.5	1050 [495.5]	27400 [8.0]	3.5	16500 [4.8]	2.3	8.2	7551301
RP1436AJ1	R802VA100521ZXA	RCF3621STAM	28800 [8.4]	22100 [6.5]	6700 [2.0]	14	11.5	1050 [495.5]	27400 [8.0]	3.5	16500 [4.8]	2.3	8.2	8087075
RP1436AC1	R802VA075421MSA	RCF3621STAM	35400 [10.4]	26600 [7.8]	8800 [2.6]	14	11.5	1250 [589.9]	34800 [10.2]	3.7	22400 [6.6]	2.54	9	8087081
RP1436AC1	R802VA100521MSA	RCF3621STAM	36000 [10.6]	27700 [8.1]	8300 [2.4]	14	11.5	1350 [637.1]	34800 [10.2]	3.7	22400 [6.6]	2.54	9	7551303
RP1436AC1	R802VA100521MXA	RCF3621STAM	36000 [10.6]	27700 [8.1]	8300 [2.4]	14	11.5	1350 [637.1]	34800 [10.2]	3.7	22400 [6.6]	2.54	9	8087082
RP1436AC1	R802VA100521ZSA	RCF3621STAM	35400 [10.4]	26600 [7.8]	8800 [2.6]	14	11.5	1250 [589.9]	35000 [10.3]	3.66	22400 [6.6]	2.54	9	7551304
RP1436AC1	R802VA100521ZXA	RCF3621STAM	35400 [10.4]	26600 [7.8]	8800 [2.6]	14	11.5	1250 [589.9]	35000 [10.3]	3.66	22400 [6.6]	2.54	9	8087083
RP1436AD1	R802VA075421MSA	RCF3621STAM	35400 [10.4]	26600 [7.8]	8800 [2.6]	14	11.5	1250 [589.9]	34800 [10.2]	3.7	22400 [6.6]	2.54	9	8087089
RP1436AD1	R802VA100521MSA	RCF3621STAM	36000 [10.6]	27700 [8.1]	8300 [2.4]	14	11.5	1350 [637.1]	34800 [10.2]	3.7	22400 [6.6]	2.54	9	7889756
RP1436AD1	R802VA100521MXA	RCF3621STAM	36000 [10.6]	27700 [8.1]	8300 [2.4]	14	11.5	1350 [637.1]	34800 [10.2]	3.7	22400 [6.6]	2.54	9	8087090
RP1436AD1	R802VA100521ZSA	RCF3621STAM	35400 [10.4]	26600 [7.8]	8800 [2.6]	14	11.5	1250 [589.9]	35000 [10.3]	3.66	22400 [6.6]	2.54	9	7889759
RP1436AD1	R802VA100521ZXA	RCF3621STAM	35400 [10.4]	26600 [7.8]	8800 [2.6]	14	11.5	1250 [589.9]	35000 [10.3]	3.66	22400 [6.6]	2.54	9	8087091
RP1436AJ1	R802VA075421MSA	RCF3621STAM	35400 [10.4]	26600 [7.8]	8800 [2.6]	14	11.5	1250 [589.9]	34800 [10.2]	3.7	22400 [6.6]	2.54	9	8087097
RP1436AJ1	R802VA100521MSA	RCF3621STAM	36000 [10.6]	27700 [8.1]	8300 [2.4]	14	11.5	1350 [637.1]	34800 [10.2]	3.7	22400 [6.6]	2.54	9	7551306
RP1436AJ1	R802VA100521MXA	RCF3621STAM	36000 [10.6]	27700 [8.1]	8300 [2.4]	14	11.5	1350 [637.1]	34800 [10.2]	3.7	22400 [6.6]	2.54	9	8087098
RP1436AJ1	R802VA100521ZSA	RCF3621STAM	35400 [10.4]	26600 [7.8]	8800 [2.6]	14	11.5	1250 [589.9]	35000 [10.3]	3.66	22400 [6.6]	2.54	9	7551307
RP1436AJ1	R802VA100521ZXA	RCF3621STAM	35400 [10.4]	26600 [7.8]	8800 [2.6]	14	11.5	1250 [589.9]	35000 [10.3]	3.66	22400 [6.6]	2.54	9	8087099
RP1442AC1	R802VA100521MSA	RCF4821STAM	42000 [12.3]	31800 [9.3]	10200 [3.0]	14	11.5	1400 [660.7]	39000 [11.4]	3.6	24800 [7.3]	2.5	9	7551309
RP1442AC1	R802VA100521MXA	RCF4824STAM	42000 [12.3]	31800 [9.3]	10200 [3.0]	14	11.5	1400 [660.7]	39000 [11.4]	3.6	24800 [7.3]	2.5	9	7551310

[ ] Designates Metric Conversions



INTEGRATED HOME COMFORT



# Performance Data @ AHRI Standard Conditions – Heat Pump

R802V: Prestige 2-Stage 80% ECM Furnace Ratings														
Outdoor Unit	Furnace	Indoor Coil	Total Capacity BTU/H [kW]	Net Sensible BTU/H [kW]	Net Latent BTU/H [kW]	SEER	EER	Indoor CFM [L/s]	47 Degree Heating Capacity BTU/H [kW]	47 Degree COP	17 Degree Heating Capacity BTU/H [kW]	47 Degree COP	Region IV HSPF	AHRI#
RP1442AC1	R802VA100521MXA	RCF4821STAM	42000 [12.3]	31800 [9.3]	10200 [3.0]	14	11.5	1400 [660.7]	39000 [11.4]	3.6	24800 [7.3]	2.5	9	8087101
RP1442AC1	R802VA125524MSA	RCF4824STAM	42000 [12.3]	31800 [9.3]	10200 [3.0]	14	11.5	1400 [660.7]	39000 [11.4]	3.6	24800 [7.3]	2.5	9	8087104
RP1442AC1	R802VA125524MXA	RCF4824STAM	42000 [12.3]	31900 [9.3]	10100 [3.0]	14	11.5	1475 [696.1]	39500 [11.6]	3.6	25000 [7.3]	2.46	9	7551311
RP1442AC1	R802VA100521MSA	RCF4821STAM	42000 [12.3]	31900 [9.3]	10100 [3.0]	14	11.5	1475 [696.1]	39500 [11.6]	3.6	25000 [7.3]	2.46	9	8087105
RP1442AU1	R802VA100521MSA	RCF4824STAM	42000 [12.3]	31800 [9.3]	10200 [3.0]	14	11.5	1400 [660.7]	39000 [11.4]	3.6	24800 [7.3]	2.5	9	7551312
RP1442AU1	R802VA100521MXA	RCF4821STAM	42000 [12.3]	31800 [9.3]	10200 [3.0]	14	11.5	1400 [660.7]	39000 [11.4]	3.6	24800 [7.3]	2.5	9	7551313
RP1442AU1	R802VA125524MSA	RCF4824STAM	42000 [12.3]	31800 [9.3]	10200 [3.0]	14	11.5	1400 [660.7]	39000 [11.4]	3.6	24800 [7.3]	2.5	9	8087107
RP1442AU1	R802VA125524MXA	RCF4824STAM	42000 [12.3]	31800 [9.3]	10200 [3.0]	14	11.5	1400 [660.7]	39000 [11.4]	3.6	24800 [7.3]	2.5	9	8087110
RP1442AU1	R802VA100521MSA	RCF4824STAM	42000 [12.3]	31900 [9.3]	10100 [3.0]	14	11.5	1475 [696.1]	39500 [11.6]	3.6	25000 [7.3]	2.46	9	7551314
RP1442AU1	R802VA125524MXA	RCF4824STAM	42000 [12.3]	31900 [9.3]	10100 [3.0]	14	11.5	1475 [696.1]	39500 [11.6]	3.6	25000 [7.3]	2.46	9	8087111
RP1448AC1	R802VA100521MSA	RCF4821STAM	48000 [14.1]	35900 [10.5]	12100 [3.5]	14	11.5	1575 [743.3]	46000 [13.5]	3.66	30000 [8.8]	2.6	9	7551315
RP1448AC1	R802VA100521MXA	RCF4824STAM	48000 [14.1]	35900 [10.5]	12100 [3.5]	14	11.5	1575 [743.3]	46000 [13.5]	3.66	30000 [8.8]	2.6	9	7551316
RP1448AC1	R802VA100521MXA	RCF4821STAM	48000 [14.1]	35900 [10.5]	12100 [3.5]	14	11.5	1575 [743.3]	46000 [13.5]	3.66	30000 [8.8]	2.6	9	8087113
RP1448AD1	R802VA100521MSA	RCF4824STAM	48000 [14.1]	35900 [10.5]	12100 [3.5]	14	11.5	1575 [743.3]	46000 [13.5]	3.66	30000 [8.8]	2.6	9	8087115
RP1448AD1	R802VA100521MXA	RCF4821STAM	48000 [14.1]	35900 [10.5]	12100 [3.5]	14	11.5	1575 [743.3]	46000 [13.5]	3.66	30000 [8.8]	2.6	9	7889789
RP1448AD1	R802VA100521MSA	RCF4824STAM	48000 [14.1]	35900 [10.5]	12100 [3.5]	14	11.5	1575 [743.3]	46000 [13.5]	3.66	30000 [8.8]	2.6	9	7889795
RP1448AD1	R802VA100521MXA	RCF4821STAM	48000 [14.1]	35900 [10.5]	12100 [3.5]	14	11.5	1575 [743.3]	46000 [13.5]	3.66	30000 [8.8]	2.6	9	8087117
RP1448AU1	R802VA100521MSA	RCF4824STAM	48000 [14.1]	35900 [10.5]	12100 [3.5]	14	11.5	1575 [743.3]	46000 [13.5]	3.66	30000 [8.8]	2.6	9	8087119
RP1448AU1	R802VA100521MXA	RCF4821STAM	48000 [14.1]	35900 [10.5]	12100 [3.5]	14	11.5	1575 [743.3]	46000 [13.5]	3.66	30000 [8.8]	2.6	9	7551318
RP1448AU1	R802VA100521MXA	RCF4824STAM	48000 [14.1]	35900 [10.5]	12100 [3.5]	14	11.5	1575 [743.3]	46000 [13.5]	3.66	30000 [8.8]	2.6	9	7551319
RP1460AC1	R802VA125524MSA	RCF6024HTAM	56000 [16.4]	39600 [11.6]	16400 [4.8]	14	11.5	1725 [814.1]	56500 [16.6]	3.8	35400 [10.4]	2.66	9	7551321
RP1460AC1	R802VA125524MXA	RCF6024STAM	56000 [16.4]	39600 [11.6]	16400 [4.8]	14	11.5	1725 [814.1]	56500 [16.6]	3.8	35400 [10.4]	2.66	9	7551322
RP1460AD1	R802VA125524MXA	RCF6024HTAM	56000 [16.4]	39600 [11.6]	16400 [4.8]	14	11.5	1725 [814.1]	56500 [16.6]	3.8	35400 [10.4]	2.66	9	8087126
RP1460AD1	R802VA125524MXA	RCF6024STAM	56000 [16.4]	39600 [11.6]	16400 [4.8]	14	11.5	1725 [814.1]	56500 [16.6]	3.8	35400 [10.4]	2.66	9	8087129
RP1460AD1	R802VA125524MSA	RCF6024HTAM	56000 [16.4]	39600 [11.6]	16400 [4.8]	14	11.5	1725 [814.1]	56500 [16.6]	3.8	35400 [10.4]	2.66	9	7889816
RP1460AD1	R802VA125524MSA	RCF6024STAM	56000 [16.4]	39600 [11.6]	16400 [4.8]	14	11.5	1725 [814.1]	56500 [16.6]	3.8	35400 [10.4]	2.66	9	7889825
RP1460AU1	R802VA125524MXA	RCF6024HTAM	56000 [16.4]	39600 [11.6]	16400 [4.8]	14	11.5	1725 [814.1]	56500 [16.6]	3.8	35400 [10.4]	2.66	9	8087132
RP1460AU1	R802VA125524MXA	RCF6024STAM	56000 [16.4]	39600 [11.6]	16400 [4.8]	14	11.5	1725 [814.1]	56500 [16.6]	3.8	35400 [10.4]	2.66	9	8087135
RP1460AU1	R802VA125524MSA	RCF6024HTAM	56000 [16.4]	39600 [11.6]	16400 [4.8]	14	11.5	1725 [814.1]	56500 [16.6]	3.8	35400 [10.4]	2.66	9	7551323
RP1460AU1	R802VA125524MSA	RCF6024STAM	56000 [16.4]	39600 [11.6]	16400 [4.8]	14	11.5	1725 [814.1]	56500 [16.6]	3.8	35400 [10.4]	2.66	9	7551324
RP1460AU1	R802VA125524MXA	RCF6024HTAM	56000 [16.4]	39600 [11.6]	16400 [4.8]	14	11.5	1725 [814.1]	56500 [16.6]	3.8	35400 [10.4]	2.66	9	8087138
RP1460AU1	R802VA125524MXA	RCF6024STAM	56000 [16.4]	39600 [11.6]	16400 [4.8]	14	11.5	1725 [814.1]	56500 [16.6]	3.8	35400 [10.4]	2.66	9	8087141

[ ] Designates Metric Conversions



**Performance Data @ AHRI Standard Conditions – Heat Pump (con't.)**

Air Handler	Air Handler	Total Capacity BTU/H [kW]	Net Sensible BTU/H [kW]	Net Latent BTU/H [kW]	SEER	EER	Indoor CFM [L/s]	47 Degree Heating Capacity BTU/H [kW]	47 Degree COP	17 Degree Heating Capacity BTU/H [kW]	47 Degree COP	Region IV HSPF	AHRI#
RP1418AJ1	RF1T2421MTAN	18000 [5.3]	13100 [3.8]	4900 [1.4]	15	12.5	600 [283.2]	17400 [5.1]	3.5	10200 [3.0]	2.3	8.2	7878742
	RBHP-17	18800 [5.5]	13900 [4.1]	4900 [1.4]	14	11.5	600 [283.2]	16900 [5.0]	3.46	9400 [2.8]	2.2	8.2	7500263
	RH1V2417STAN	19100 [5.6]	14100 [4.1]	5000 [1.5]	14	11.5	650 [306.8]	17000 [5.0]	3.6	10300 [3.0]	2.4	8.2	7492689
RP1424AJ1	RF1T2421MTAN	24000 [7.0]	18200 [5.3]	5800 [1.7]	14	11.5	800 [377.6]	21800 [6.4]	3.54	13000 [3.8]	2.34	8.5	7878744
	RBHP-17	24200 [7.1]	17600 [5.2]	6600 [1.9]	14	11.5	825 [389.4]	21400 [6.3]	3.54	13000 [3.8]	2.34	8.2	7493724
	RH1V2417STAN	23800 [7.0]	17600 [5.2]	6200 [1.8]	14	11.5	850 [401.2]	22800 [6.7]	3.6	12600 [3.7]	2.34	8.2	7492699
RP1430AJ1	RF1T3624MTAN	29000 [8.5]	23200 [6.8]	5800 [1.7]	14.5	12	1000 [471.9]	27800 [8.1]	3.6	16600 [4.9]	2.34	8.5	7878746
	RBHP-21	28800 [8.4]	21600 [6.3]	7200 [2.1]	14	11.5	975 [460.1]	26400 [7.7]	3.66	16100 [4.7]	2.4	8.2	7493725
	RH1V3617STAN	28600 [8.4]	21800 [6.4]	6800 [2.0]	14	11.5	1025 [483.7]	27200 [8.0]	3.46	16400 [4.8]	2.3	8.2	7489176
RP1436AC1	RF1T3624MTAN	34400 [10.1]	27300 [8.0]	7100 [2.1]	14	11.5	1200 [566.3]	36400 [10.7]	3.66	22400 [6.6]	2.4	9	7878747
	RBHP-21	34800 [10.2]	25700 [7.5]	9100 [2.7]	14	11.5	1200 [566.3]	34800 [10.2]	3.66	22000 [6.4]	2.54	9	7493726
	RH1V3624MTAN	34400 [10.1]	27300 [8.0]	7100 [2.1]	14	11.5	1200 [566.3]	36400 [10.7]	3.66	22400 [6.6]	2.4	9	7889780
RP1436AD1	RBHP-21	34800 [10.2]	25700 [7.5]	9100 [2.7]	14	11.5	1200 [566.3]	34800 [10.2]	3.66	22000 [6.4]	2.54	9	7889742
	RF1T3624MTAN	34400 [10.1]	27300 [8.0]	7100 [2.1]	14	11.5	1200 [566.3]	36400 [10.7]	3.66	22400 [6.6]	2.4	9	7878750
	RBHP-21	34800 [10.2]	25700 [7.5]	9100 [2.7]	14	11.5	1200 [566.3]	34800 [10.2]	3.66	22000 [6.4]	2.54	9	7493727
RP1442AC1	RH1T4824STAN	42500 [12.5]	33200 [9.7]	9300 [2.7]	14	11.5	1550 [731.5]	39500 [11.6]	3.54	25000 [7.3]	2.46	9	7492729
	RH1T4824STAN	42500 [12.5]	33200 [9.7]	9300 [2.7]	14	11.5	1550 [731.5]	39500 [11.6]	3.54	25000 [7.3]	2.46	9	7492730
	RH1T4824STAN	48000 [14.1]	35700 [10.5]	12300 [3.6]	14	11.5	1550 [731.5]	45500 [13.3]	3.66	29800 [8.7]	2.66	9	7492731
RP1448AC1	RH1V4821STAN	47000 [13.8]	33700 [9.9]	13300 [3.9]	14	11.5	1400 [660.7]	45000 [13.2]	3.6	29200 [8.6]	2.54	9	7492732
	RH1V4824STAN	48500 [14.2]	36700 [10.8]	11800 [3.5]	14	11.5	1625 [766.9]	45500 [13.3]	3.66	29800 [8.7]	2.66	9	7492733
	RH1T4824STAN	48000 [14.1]	35700 [10.5]	12300 [3.6]	14	11.5	1550 [731.5]	45500 [13.3]	3.66	29800 [8.7]	2.66	9	7889803
RP1448AD1	RH1V4821STAN	47000 [13.8]	33700 [9.9]	13300 [3.9]	14	11.5	1400 [660.7]	45000 [13.2]	3.6	29200 [8.6]	2.54	9	7889806
	RH1V4824STAN	48500 [14.2]	36700 [10.8]	11800 [3.5]	14	11.5	1625 [766.9]	45500 [13.3]	3.66	29800 [8.7]	2.66	9	7889809
	RH1T4824STAN	48000 [14.1]	35700 [10.5]	12300 [3.6]	14	11.5	1550 [731.5]	45500 [13.3]	3.66	29800 [8.7]	2.66	9	7492734
RP1448AJ1	RH1V4821STAN	47000 [13.8]	33700 [9.9]	13300 [3.9]	14	11.5	1400 [660.7]	45000 [13.2]	3.6	29200 [8.6]	2.54	9	7492735
	RH1V4824STAN	48500 [14.2]	36700 [10.8]	11800 [3.5]	14	11.5	1625 [766.9]	45500 [13.3]	3.66	29800 [8.7]	2.66	9	7492736
	RH1T4824STAN	48000 [14.1]	35700 [10.5]	12300 [3.6]	14	11.5	1550 [731.5]	45500 [13.3]	3.66	29800 [8.7]	2.66	9	7492737
RP1460AC1	RH1V6024STAN	56500 [16.6]	40700 [11.9]	15800 [4.6]	14	11.5	1800 [849.5]	57000 [16.7]	3.84	35800 [10.5]	2.7	9	7492737
	RH2V6024HTAC	56000 [16.4]	39600 [11.6]	16400 [4.8]	14	11.5	1725 [814.1]	56000 [16.4]	3.8	35200 [10.3]	2.66	9	7800228
	RH1V6024STAN	56500 [16.6]	40700 [11.9]	15800 [4.6]	14	11.5	1800 [849.5]	57000 [16.7]	3.84	35800 [10.5]	2.7	9	7889831
RP1460AD1	RH2V6024HTAC	56000 [16.4]	39600 [11.6]	16400 [4.8]	14	11.5	1725 [814.1]	56000 [16.4]	3.8	35200 [10.3]	2.66	9	7889833
	RH1V6024STAN	56500 [16.6]	40700 [11.9]	15800 [4.6]	14	11.5	1800 [849.5]	57000 [16.7]	3.84	35800 [10.5]	2.7	9	7492738
	RH2V6024HTAC	56000 [16.4]	39600 [11.6]	16400 [4.8]	14	11.5	1725 [814.1]	56000 [16.4]	3.8	35200 [10.3]	2.66	9	7800229

[ ] Designates Metric Conversions

## GUIDE SPECIFICATIONS

### General

#### System Description

Outdoor-mounted, air-cooled, split-system heat pump unit suitable for ground or rooftop installation. Unit consists of a hermetic compressor, composite basepan, an air-cooled coil, propeller-type condenser fan, suction and liquid line service valve, and a control box. Unit will discharge supply air upward as shown on contract drawings. Unit will be used in a refrigeration circuit to match up to a coil unit.

#### Quality Assurance

- Unit will be rated in accordance with the latest edition of AHRI Standard 210.
- Unit will be certified for capacity and efficiency, and listed in the latest AHRI directory.
- Unit construction will comply with latest edition of ANSI/ASHRAE and with NEC.
- Unit will be constructed in accordance with UL standards and will carry the UL label of approval. Unit will have c-UL-us approval.
- Unit cabinet will be capable of withstanding ASTM B117 1000-hr salt spray test.
- Air-cooled condenser coils will be leak tested at 150 psig and pressure tested at 550 psig.
- Unit constructed in ISO9001 approved facility.

#### Delivery, Storage, and Handling

- Unit will be shipped as single package only and is stored and handled per unit manufacturer's recommendations.

**Warranty (for inclusion by specifying engineer)** – U.S. and Canada only.

### Products

#### Equipment

Factory assembled, single piece, air-cooled heat pump unit. Contained within the unit enclosure is all factory wiring, piping, controls, compressor, refrigerant charge R-410A, and special features required prior to field start-up.

#### Unit Cabinet

- Unit cabinet will be constructed of galvanized steel, bonderized, and coated with a powder coat paint.
- All units constructed with louver coil protection and corner post. Louver can be removed by removing one fastener per louver panel.

### AIR-COOLED, SPLIT-SYSTEM HEAT PUMP

#### RP14\*\*A

#### 1-1/2 TO 5 NOMINAL TONS

#### Fans

- Condenser fan will be direct-drive propeller type, discharging air upward.
- Condenser fan motors will be totally enclosed, 1-phase type with class B insulation and permanently lubricated bearings. Shafts will be corrosion resistant.
- Fan blades will be statically and dynamically balanced.
- Condenser fan openings will be equipped with coated steel wire safety guards.

#### Compressor

- Compressor will be hermetically sealed.
- Compressor will be mounted on rubber vibration isolators.

#### Condenser Coil

- Condenser coil will be air cooled.
- Coil will be constructed of aluminum fins mechanically bonded to copper tubes.

#### Refrigeration Components

- Refrigeration circuit components will include liquid-line shutoff valve with sweat connections, vapor-line shutoff valve with sweat connections, system charge of R-410A refrigerant, and compressor oil.
- Unit will be equipped with filter drier for R-410A refrigerant for field installation.

#### Operating Characteristics

- The capacity of the unit will meet or exceed \_\_\_\_\_ Btuh at a suction temperature of \_\_\_\_\_ °F/°C. The power consumption at full load will not exceed \_\_\_\_\_ kW.
- Combination of the unit and the evaporator or fan coil unit will have a total net cooling capacity of \_\_\_\_\_ Btuh or greater at conditions of \_\_\_\_\_ CFM entering air temperature at the evaporator at \_\_\_\_\_ °F/°C wet bulb and \_\_\_\_\_ °F/°C dry bulb, and air entering the unit at \_\_\_\_\_ °F/°C.
- The system will have a SEER of \_\_\_\_\_ Btuh/watt or greater at DOE conditions.

#### Electrical Requirements

- Nominal unit electrical characteristics will be \_\_\_\_\_ v, single phase, 60 hz. The unit will be capable of satisfactory operation within voltage limits of \_\_\_\_\_ v to \_\_\_\_\_ v.
- Nominal unit electrical characteristics will be \_\_\_\_\_ v, three phase, 60 hz. The unit will be capable of satisfactory operation within voltage limits of \_\_\_\_\_ v to \_\_\_\_\_ v.
- Unit electrical power will be single point connection.
- Control circuit will be 24v.

#### Special Features

- Refer to section of this literature identifying accessories and descriptions for specific features and available enhancements.

**GENERAL TERMS OF LIMITED WARRANTY\***

Rheem will furnish a replacement for any part of this product which fails in normal use and service within the applicable period stated, in accordance with the terms of the limited warranty.

**\*For complete details of the Limited and Conditional Warranties, including applicable terms and conditions, contact your local contractor or the Manufacturer for a copy of the product warranty certificate.**

Conditional Parts  
(Registration Required) .....Ten (10) Years



The new degree of comfort.™

*In keeping with its policy of continuous progress and product improvement, Rheem reserves the right to make changes without notice.*

Rheem Heating, Cooling & Water Heating • P.O. Box 17010  
Fort Smith, Arkansas 72917 • [www.rheem.com](http://www.rheem.com)

Rheem Canada Ltd./Ltée • 125 Edgeware Road, Unit 1  
Brampton, Ontario • L6Y 0P5



INTEGRATED HOME COMFORT

PRINTED IN U.S.A. 12/15 QG FORM NO. P11-806 REV. 4